

Aztec Sun Bar Bracelet



paracordgalaxy.com

Materials:

10 ft piece of 550 paracord

4 ft piece of 550 paracord

{Cost for this project starts at \$3.00}



paracordgalaxy.com

Step 1: Find the middle of the 4 ft piece of cord and cross one side over the other.



paracordgalaxy.com

Step 2: Find the middle of the 10 ft piece and insert it through the loop of the first.



paracordgalaxy.com

Step 3: Bring the second loop between the crossed cords then around and up through the loop of the short cord.




paracordgalaxy.com

Pull the knot tight leaving a loop at the top about 1/2 inch long.

ParacordGalaxy.com



Step 4: Bring the long cord A over B



Step 5: Bring A around B and up through the loop created by A and pull tight.



Step 6: Now reverse and bring A under B, then over and through the loop.



This is a cow hitch knot. Repeat steps 4 through 6 with the other side.



Step 7: Cross the two short pieces. Bring cord A behind the crossed pieces.




Step 8: Bring cord A down through the loop. Repeat with the left side.

ParacordGalaxy.com




Tighten to form a loop. Repeat steps 4 through 8 until you reach the desired length.

paracordgalaxy.com



Use the shorter inside cord to create a knot to fit through your beginning loop. Form a loop as shown with side A and cross it over side B.

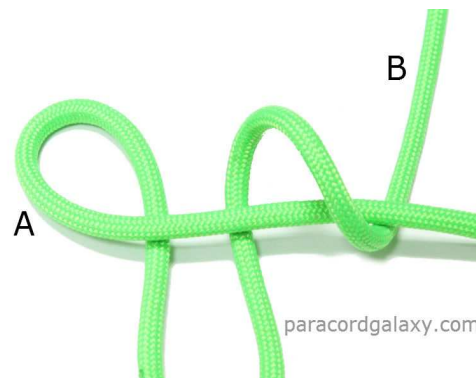
paracordgalaxy.com




Bring side B behind and up through loop A leaving a loop in side B.



Once you reach the desired length, repeat steps 7 and 8 to create one last hitch. Trim and melt the ends of cord A.



Bring side B over and around side A.



It should look like this.

ParacordGalaxy.com

paracordgalaxy.com




Bring side A back around and up through loop A.



paracordgalaxy.com

Pull both ends until a knot forms. Try to keep it close to your finished portion. Then trim and melt the ends.

paracordgalaxy.com



Then bring side B back down through loop B.



paracordgalaxy.com

You may also use other knots to finish the product such as a crown knot or a simple overhand knot.