



World's Largest Selection Of
USA made 550 Paracord
In 1,000 + Colors and
Patterns

Snake Knot Hex Nut Bracelet



paracordgalaxy.com

Materials

5-10 ft of 550 paracord

10-12 hex nuts or beads

Bracelet clasp or buckle

{Cost for this project starts at \$3.98}

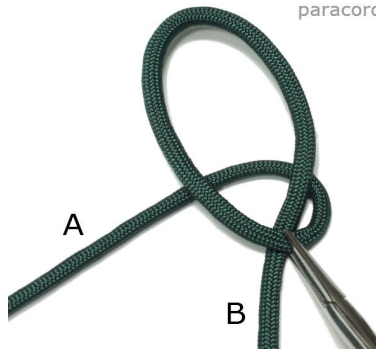
paracordgalaxy.com



If you are using a bracelet clasp, fold at the center. If you are using a buckle, attach the center of the cord to one side of the buckle.


paracordgalaxy.com

paracordgalaxy.com



Step 1: Wrap the left cord A around the right cord B so that cord A forms a loop as shown.

paracordgalaxy.com



Step 2: Fold cord B up and behind the loop and insert the end down through the right side of loop A.




Pull both cords to form a knot leaving a loop large enough to fit over your bracelet clasp.



paracordgalaxy.com


World's Largest Selection Of
USA made 550 Paracord
In 1,000 + Colors and
Patterns

paracordgalaxy.com



Step 3: Rotate your knot to the reverse side. Bring cord A behind cord B as shown.

paracordgalaxy.com



Step 4: Loosen the bottom right part of the knot and then fold cord B around cord A and down through the loosened knot.

paracordgalaxy.com



Pull the cords tight. Repeat steps 3 and 4 as desired.

paracordgalaxy.com



Add hex nuts or beads on both cords beneath the last knot.

paracordgalaxy.com



After each hex nut or bead, start with steps 1 and 2 to tie another knot.



Continue tying knots and adding hex nuts as desired until you reach the needed length and end with the same number of knots as you started with. Insert both cord ends down through your bracelet clasp.



World's Largest Selection Of
USA made 550 Paracord
In 1,000 + Colors and
Patterns

paracordgalaxy.com



Fold both cords down with one on each side of the bracelet. Then bring the left cord over the bracelet and under the right cord.

paracordgalaxy.com



Bring the right cord behind the bracelet and up through the loop created by the left cord. Pull tight.

paracordgalaxy.com



Use a lacing needle to weave both cords down through two previous knots for extra security.

paracordgalaxy.com



Trim and melt the ends.



paracordgalaxy.com

This bracelet used about five feet of paracord for an 8.5 inch bracelet. If you tie more knots between each bead or hex nut, or decide to do without them, you'll need more paracord. A regular snake knot bracelet will use closer to 10 feet of paracord.