



World's Largest Selection Of  
USA made 550 Paracord  
In 1,000 + Colors and  
Patterns

## Fishtail Bracelet



paracordgalaxy.com

### Materials:


3 feet of 550 paracord  
7-8 feet of 550 paracord

{Cost for this project starts at \$1.99}




paracordgalaxy.com

**Step 1:** With your 3 foot piece of paracord, find the middle. Create a loop by crossing the left side over the right.




paracordgalaxy.com

**Step 2:** Curve the top cord A up and behind the loop creating a new loop.



paracordgalaxy.com

**Step 3:** Now lay cord A over cord B.



paracordgalaxy.com

**Step 4:** Bring cord B down through the loop created by cord A in step 2.



World's Largest Selection Of  
USA made 550 Paracord  
In 1,000 + Colors and  
Patterns



paracordgalaxy.com

Pull tight to form a knot leaving a small loop. This will be your closure loop. The knot will also keep your fishtail from moving.



paracordgalaxy.com

Measure the desired length of your bracelet and repeat steps 1-4 to create a second knot. Adjust the knot position if needed.



paracordgalaxy.com

**Step 5:** Now with your longer piece of paracord, place the middle behind and slightly below the first knot.



paracordgalaxy.com

**Step 6:** Bring the right side down through the center of your bracelet core and lay it below the left side.



paracordgalaxy.com

**Step 7:** Bring the top cord on the left down through the center making sure it is now below the first cord.



paracordgalaxy.com

Pull tight. Repeat steps 5-7 until you reach the second knot. Use a lacing needle at the end. It is helpful to keep tension on the core strands as you work.



World's Largest Selection Of  
USA made 550 Paracord  
In 1,000 + Colors and  
Patterns



paracordgalaxy.com

Once you reach the second knot, you can use your lacing need to secure each end by going back under the last one or two cords. Then trim and melt the ends.



paracordgalaxy.com

Finish the bracelet by tying a two strand diamond knot or other knot that will fit through your loop at the beginning. Trim and melt any remaining ends.



paracordgalaxy.com

This bracelet used about six feet of the second color of paracord for seven inches of braid.